

Home Ownership Products Quarterly Report

Period Ending 30 June 2025

First Home Grant

On 1 October 2019 the KiwiSaver HomeStart Grant became the First Home Grant.

The KiwiSaver HomeStart Grant replaced the KiwiSaver deposit subsidy from 1 April 2015. Like the KiwiSaver Deposit subsidy, the First Home Grant provides each eligible first-home buyer with a grant of up to \$5,000 to put towards the purchase of an existing/older home. In addition, the First Home Grant also provides each eligible first-home buyer with a grant of up to \$10,000 to help with purchasing a brand new property.

As at 1pm, 22 May 2024 Kāinga Ora ceased accepting new applications for First Home Grants. Applications received before this time either have been or are being processed.

No First Home Grant applications were received or processed in the quarter ending 30 June 2025.

First Home Grant Applications - Quarter by Quarter					
Quarter	Received	Approved	Pre-Approval	Declined, Withdrawn and Other	In process at quarter's end
July – Sept 2024	120	1,046	48	172	44
Oct – Dec 2024	33	135	2	23	33
Jan – Mar 2025	0	0	0	0	0
Apr - June 2025	0	0	0	0	0

Average subsidy/grant payments from July 2014 to March 2015

KiwiSaver deposit subsidy average amounts paid out from Jul 2014 to Mar 2015

	Jul 2014	Aug 2014	Sep 2014	Oct 2014	Nov 2014	Dec 2014	Jan 2015	Feb 2015	Mar 2015
Average (\$)	4,158	4,037	4,110	4,195	4,148	4,168	4,262	4,223	4,281

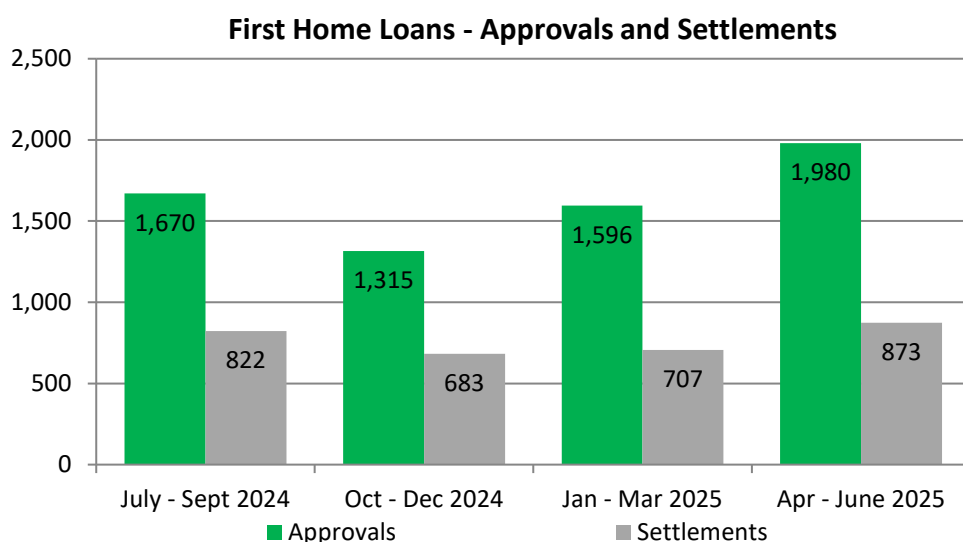
First Home Grant average amounts paid out from April 2015 to December 2024

	Apr 2015	May 2015	Jun 2015	Jul 2015	Aug 2015	Sep 2015	Oct 2015	Nov 2015	Dec 2015	Jan 2016	Feb 2016	Mar 2016
Average (\$)	4,720	4,645	4,519	4,679	4,663	4,634	4,682	4,725	4,715	4,669	4,667	4,590
	Apr 2016	May 2016	Jun 2016	Jul 2016	Aug 2016	Sep 2016	Oct 2016	Nov 2016	Dec 2016	Jan 2017	Feb 2017	Mar 2017
Average (\$)	4,706	4,770	4,849	4,857	4,820	4,928	4,934	4,872	4,870	4,817	4,866	4,861
	Apr 2017	May 2017	Jun 2017	Jul 2017	Aug 2017	Sep 2017	Oct 2017	Nov 2017	Dec 2017	Jan 2018	Feb 2018	Mar 2018
Average (\$)	4,863	4,972	4,980	4,936	5,028	4,911	4,896	4,904	4,885	4,848	4,873	4,930
	Apr 2018	May 2018	Jun 2018	Jul 2018	Aug 2018	Sep 2018	Oct 2018	Nov 2018	Dec 2018	Jan 2019	Feb 2019	Mar 2019
Average (\$)	4,882	5,062	4,994	5,130	5,211	5,316	5,075	5,112	4,965	5,161	5,005	5,070
	Apr 2019	May 2019	Jun 2019	Jul 2019	Aug 2019	Sep 2019	Oct 2019	Nov 2019	Dec 2019	Jan 2020	Feb 2020	Mar 2020
Average (\$)	5,018	5,153	5,190	5,281	5,470	5,569	5,459	5,591	5,576	5,446	5,734	5,466
	Apr 2020	May 2020	Jun 2020	Jul 2020	Aug 2020	Sep 2020	Oct 2020	Nov 2020	Dec 2020	Jan 2021	Feb 2021	Mar 2021
Average (\$)	6,077	5,719	5,638	5,777	5,601	5,753	5,876	5,994	5,932	5,886	6,234	6,339
	Apr 2021	May 2021	Jun 2021	Jul 2021	Aug 2021	Sep 2021	Oct 2021	Nov 2021	Dec 2021	Jan 2022	Feb 2022	Mar 2022
Average (\$)	6,391	6,206	6,071	5,885	6,192	6,228	6,063	6,161	6,146	5,765	6,061	6,543
	Apr 2022	May 2022	Jun 2022	Jul 2022	Aug 2022	Sep 2022	Oct 2022	Nov 2022	Dec 2022	Jan 2023	Feb 2023	Mar 2023
Average (\$)	6,082	6,150	6,218	5,917	6,027	5,872	5,898	5,806	5,806	6,042	6,155	5,977

	Apr 2023	May 2023	Jun 2023	Jul 2023	Aug 2023	Sep 2023	Oct 2023	Nov 2023	Dec 2023	Jan 2024	Feb 2024	Mar 2024
Average (\$)	6,088	5,787	5,968	5,937	6,202	6,165	6,257	6,245	6,059	5,898	5,870	5,847
	Apr 2024	May 2024	Jun 2024	Jul 2024	Aug 2024	Sep 2024	Oct 2024	Nov 2024	Dec 2024			
Average (\$)	5,678	5,819	6,004	5,961	5,918	5,963	6,947	7,253	6,765			

First Home Loans

First Home Loans (known as Welcome Home Loans prior to 1 October 2019) are offered by lenders, supported by Kāinga Ora, and designed for first-home buyers who can afford to make regular repayments on a home loan, but have trouble saving for a large deposit. First Home Loans only need a five percent deposit, not a ten or twenty per cent deposit as required by most lenders. Kāinga Ora does not issue the loan. This is done through lenders such as selected banks and credit unions. Kāinga Ora underwrites the loan for the lender. Individual applicants are required to meet the lender's specific lending criteria. Income and House Price Caps apply. The large increase in approvals for First Home Loans from July 2022 is due to the removal of price caps that took effect from 1 June 2022.



First Home Loan Approvals by Territorial Local Authority	April 2025	May 2025	June 2025	Quarter Total
Far North District	2	7	1	10
Whangarei District	8	8	10	26
Kaipara District	-	3	-	3
Auckland City	139	158	174	471
Thames-Coromandel District	2	1	4	7
Hauraki District	1	3	-	4
Waikato District	8	14	9	31
Matamata-Piako District	1	2	3	6
Hamilton City	42	48	50	140
Waipa District	3	4	9	16
Otorohanga District	-	1	-	1

First Home Loan Settlements by Territorial Local Authority	April 2025	May 2025	June 2025	Quarter Total
Far North District	-	-	-	0
Whangarei District	5	5	3	13
Kaipara District	-	-	-	0
Auckland City	67	62	69	198
Thames-Coromandel District	-	-	1	1
Hauraki District	-	2	1	3
Waikato District	8	7	7	22
Matamata-Piako District	4	2	-	6
Hamilton City	13	36	20	69
Waipa District	1	6	4	11
Otorohanga District	2	-	1	3

South Waikato District	2	2	5	9
Waitomo District	1	-	-	1
Taupo District	3	3	3	9
Western Bay of Plenty District	-	1	2	3
Tauranga City	18	22	21	61
Rotorua District	11	11	17	39
Whakatane District	2	1	4	7
Kawerau District	1	-	1	2
Opotiki District	-	3	-	3
Gisborne District	4	6	4	14
Wairoa District	-	1	4	5
Hastings District	6	15	17	38
Napier City	14	18	10	42
Central Hawkes Bay District	3	9	5	17
New Plymouth District	8	17	6	31
Stratford District	-	2	-	2
South Taranaki District	1	7	2	10
Ruapehu District	-	3	1	4
Whanganui District	4	6	7	17
Rangitikei District	2	2	3	7
Manawatu District	8	3	7	18
Palmerston North District	14	14	18	46
Tararua District	2	1	1	4
Horowhenua District	1	5	4	10
Kapiti Coast District	3	2	-	5
Porirua City	2	3	1	6
Upper Hutt City	2	6	5	13
Lower Hutt City	10	18	12	40
Wellington City	12	30	26	68
Masterton District	2	1	3	6
Carterton District	-	-	-	0
South Wairarapa District	1	-	1	2
Tasman District	3	4	2	9
Nelson City	14	16	15	45
Marlborough District	3	4	3	10
Kaikoura District	-	-	-	0
Buller District	-	-	1	1
Grey District	3	3	1	7
Westland District	-	-	2	2

South Waikato District	-	1	1	2
Waitomo District	-	2	1	3
Taupo District	3	2	2	7
Western Bay of Plenty District	-	-	1	1
Tauranga City	13	7	6	26
Rotorua District	5	3	7	15
Whakatane District	2	1	2	5
Kawerau District	2	1		3
Opotiki District	-	1	-	1
Gisborne District	2	4	1	7
Wairoa District	-	-	-	0
Hastings District	3	5	6	14
Napier City	6	5	4	15
Central Hawkes Bay District	-	2	2	4
New Plymouth District	7	1	5	13
Stratford District	-	1	-	1
South Taranaki District	1	1	2	4
Ruapehu District	1	-	-	1
Whanganui District	3	4	4	11
Rangitikei District	1	1	3	5
Manawatu District	4	7	6	17
Palmerston North District	7	9	7	23
Tararua District	-	1	2	3
Horowhenua District	1	2	2	5
Kapiti Coast District	2	1	2	5
Porirua City	2	1	1	4
Upper Hutt City	1	2	3	6
Lower Hutt City	13	7	9	29
Wellington City	2	4	3	9
Masterton District	5	1	1	7
Carterton District	-	-	-	0
South Wairarapa District	1	-	-	1
Tasman District	1	-	3	4
Nelson City	6	8	10	24
Marlborough District	5	3	2	10
Kaikoura District	-	-	-	0
Buller District	-	-	-	0
Grey District	1	2	1	4
Westland District	1	-	1	2

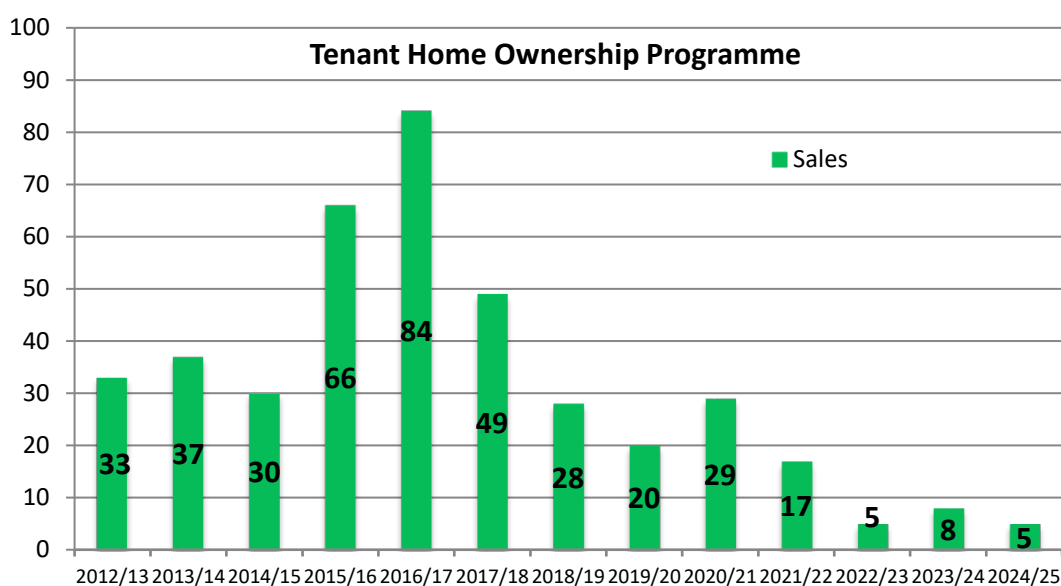
Hurunui District	5	3		8
Waimakariri District	6	9	5	20
Christchurch City	91	114	122	327
Selwyn District	9	8	9	26
Ashburton District	8	1	6	15
Timaru District	9	11	15	35
MacKenzie District	-	-	-	0
Waimate District	-	1	-	1
Waitaki District	5	4	2	11
Central Otago District		5	6	11
Queenstown Lakes District	2	4	1	7
Dunedin City	24	41	44	109
Clutha District	3	3	2	8
Southland District	5	2	4	11
Gore District	2	1	2	5
Invercargill City	16	27	15	58
Chatham Island District	-	-	-	0
Total	551	722	707	1,980

Hurunui District	-	1	1	2
Waimakariri District	3	3	8	14
Christchurch City	27	34	46	107
Selwyn District	7	7	5	19
Ashburton District	6	4	2	12
Timaru District	4	3	11	18
MacKenzie District	-	-	-	0
Waimate District	1	-	1	2
Waitaki District	2	2	5	9
Central Otago District	-	1	1	2
Queenstown Lakes District	1	-	-	1
Dunedin City	16	10	14	40
Clutha District	4	-	1	5
Southland District	1	-	2	3
Gore District	-	1	-	1
Invercargill City	4	9	8	21
Chatham Island District	-	-	-	0
Total	277	385	311	873

Tenant Home Ownership

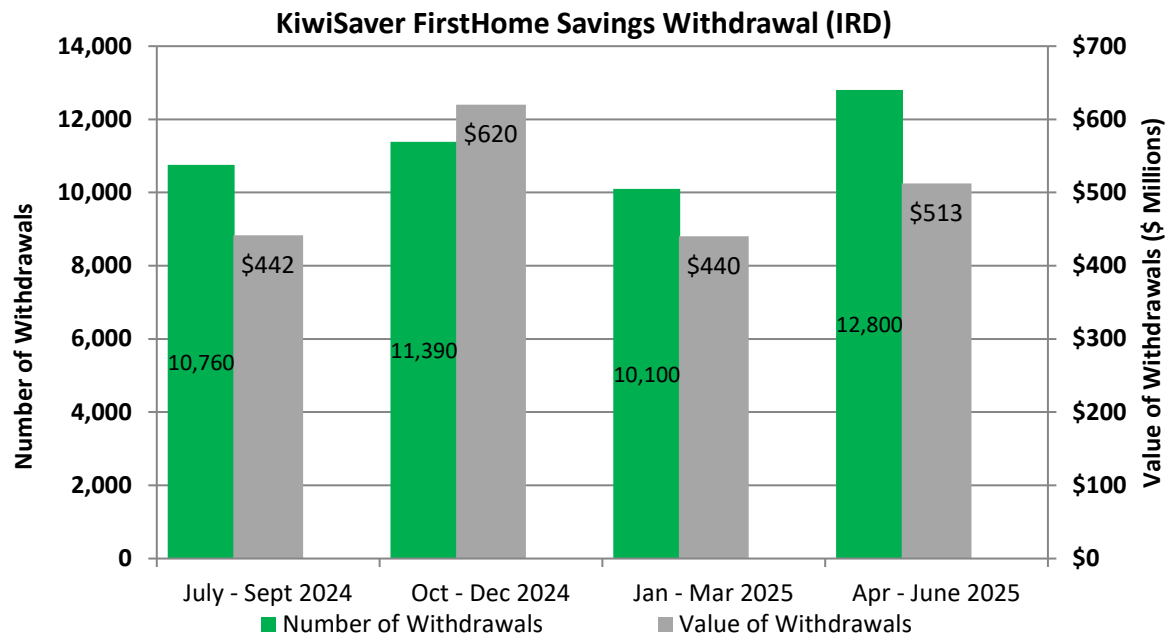
Kāinga Ora may at times offer its tenants the opportunity to purchase the house they rent. Not all properties are for sale, particularly in high-demand areas. This programme began in September 2009.

The Tenant Home Ownership grant is available to eligible tenants that are purchasing the Kāinga Ora home they are living in. The grant is a gift of 10 percent of the purchase price up to a maximum of \$20,000. The Tenant Home Ownership grant is not available in areas where there is high demand for state houses, for example Auckland, Wellington City, Christchurch, Hamilton and Tauranga.



KiwiSaver First Home Savings Withdrawal

The KiwiSaver First Home Savings Withdrawal is administered by individual KiwiSaver scheme providers who report data on the withdrawals to Inland Revenue. Although Kāinga Ora does not administer this withdrawal, it forms part of the Government's programme of assistance for first home buyers.



KiwiSaver Savings Withdrawal Determination for Previous Homeowners

First-home buyers are able to apply to withdraw all or part of their savings to assist with purchasing a first home. All funds, except for \$1,000, can be withdrawn.

Previous homeowners may still be eligible for a KiwiSaver first-home withdrawal, providing they are deemed to be in the same financial position as someone who has never owned a property. This financial assessment is conducted by Kāinga Ora and if the client is eligible, Kāinga Ora provides them with a letter to assist with their application to withdraw their contributions. The number of applications approved increased beginning with the July – September 2019 quarter, following the removal of the income cap test on 1 July 2016.

